

WOLF LINE



Windows & Doors from Wolf Line | wolfline.co.uk



WOLF LINE WINDOWS & DOORS

Wolf Line is proud to be a family-run business, dedicated to providing you with the best timber, aluminium and aluclad windows and doors available in the UK.

Wolf Line have supplied and installed high quality glazing solutions and is specialised in the design of residential projects and the comprehensive support of architects and builders.

There are many design options and accessories to choose from here at Wolf Line, meaning that you'll never need to compromise on the style or quality you want.

With distribution throughout the UK, you'll find a solution that's right for your tastes and budget right here at Wolf Line. We also provide installation throughout Scotland and Northern England.



Distribution throughout
the whole of the UK





OUR WINDOWS & DOORS

WINDOWS

Our windows	Page 4
Side swing	Page 6
Top swing	Page 7
Tilt & turn	Page 8
Fixed	Page 9



DOORS

Our doors	Page 10
Balcony	Page 12
Tilt & turn	Page 13
Sliding patio	Page 14
Bi-Folding	Page 15



All our windows and doors
come with a 10 year warranty.

WOLF LINE WINDOWS

Side swing



Top swing



Tilt & turn



Fixed



Call: 01506 857 007 | wolfline.co.uk

ALUCLAD WINDOWS – WOLF LINE

Our Aluclad window systems deliver exceptional thermal performance.

Our timber windows are hand-crafted from natural, sustainably sourced Softwood and are finished with a durable factory applied paint finish, with a vast selection of colour options available.

The windows are highly insulated and require very little maintenance to ensure they continue to look good and perform well for years. For additional protection against the elements, the option of premium aluminium cladding provides an added layer of weather protection, with the benefit of requiring very little maintenance to retain their appearance and durability.

Sleek and Robust, Aluclad Windows.

Our Aluclad timber windows are sleek in design and provide robust security. One of the benefits of choosing wooden windows for your home, is that wood has a high insulating ability, to help keep your home warm, whilst adding a touch of timeless elegance.

In addition to our FSC Certified Softwood option, our windows are also offered in the luxurious textures of Oak or the exceptional stability of Accoya and can be painted in your preferred choice of colour.

Whether your home is traditional or contemporary, our Aluclad windows will enhance the visual appeal of your home.



SIDE SWING



Our side swing aluminium windows offer full reversibility for easy cleaning and sleek appearance.

Crafted with painted Softwood timber and low-maintenance aluminium cladding, they're both visually appealing and durable. Meeting PAS 24 security standards, they ensure safety with high-quality hardware and the option for a flying mullion for wider openings.

With double glazing achieving a low U-value of 0.8 W/m²K and the option for triple glazing, they provide excellent thermal efficiency. Additionally, various glass options are available for tailored functionality and comfort.



- Part of a technically advanced suite of windows & doors.
- Timber and AluClad variants.
- Available in full range of RAL colours.



KEY FEATURES



Windows crafted from FSC Certified Softwood.



Coated with Teknos wood preservative.



U-Value of 0.8 W/m²K.



High quality white painted finish – RAL 9010.



24mm double glazing (48mm available).



Timber frame depth back to front 95mm or 109mm.



Aluclad frame depth back to front 106mm or 120mm.



TOP SWING



Our top swing aluminium clad windows offer traditional aesthetics with innovative functionality, featuring full reversibility for easy cleaning.

Crafted from FSC Certified Softwood, they include built-in restrictors for ventilation and security. With a range of RAL colours available, you can personalise your windows to match your style. These windows combine the warmth of natural timber indoors with the durability of aluminium cladding outdoors, providing both aesthetic appeal and low maintenance.

With options for various glass types and double glazing, they achieve impressive thermal efficiency with a U-value of 0.8 W/m²K ensuring comfort and energy savings.



- Part of a technically advanced suite of windows & doors.
- Timber and AluClad variants.
- Available in full range of RAL colours.



KEY FEATURES



Handles in Brushed Aluminium, Matt Chrome, Black or White.



U-Value of 0.8 W/m²K.



24mm double glazing (48mm available).



Built-in restrictor limits initial opening to 80mm.



Windows crafted from FSC Certified Softwood.



Coated with Teknos wood preservative.

TILT & TURN



Our energy-efficient tilt and turn aluclad windows offer outstanding insulation with double glazing achieving a low U-value of 0.8 W/m²K.

They provide versatile operation, tilting inwards for ventilation or swinging inward like a door. Meeting PAS 24 security standards, they feature concealed hinge mechanisms and robust locking systems for enhanced security.

With premium aluminium cladding, they offer added weather protection, combining the elegance of timber with modern durability. Standardly painted white, they're customisable with various RAL colours, including dual colour options.



- Part of a technically advanced suite of windows & doors.
- Timber and AluClad variants.
- Available in full range of RAL colours.



KEY FEATURES



U-Value of 0.8 W/m²K.



24mm double glazing (48mm available).



Windows crafted from FSC Certified Softwood.



Coated with Teknos wood preservative.



Laminated and finger-jointed windows.



Timber frame depth back to front 95mm or 109mm.



Aluclad frame depth back to front 106mm or 120mm.



FIXED



Our AluClad fixed windows combine aesthetic appeal with durability, featuring timber interiors customisable to match your décor.

The addition of aluminium cladding ensures longevity and resistance to harsh weather conditions. With double glazing, they offer superior thermal performance, achieving a U-value of 0.8 W/m²K for efficient insulation and cost savings.





Our Passive House windows meet rigorous standards for energy efficiency, achieving up to a 90% reduction in energy consumption. Additionally, our range includes unique shapes like triangular and circular windows, offering endless design possibilities and seamless integration to your home.



- Part of a technically advanced suite of windows & doors.
- Timber and AluClad variants.
- Available in full range of RAL colours.



KEY FEATURES

-  Windows crafted from FSC Certified Softwood.
-  Coated with Teknos wood preservative.
-  Laminated and finger-jointed windows.
-  U-Value of 0.8 W/m²K.
-  High quality white painted finish – RAL 9010.
-  24mm double glazing (48mm available).



WOLF LINE DOORS

Balcony



Tilt & turn



Sliding patio



Bi-folding



Call: 01506 857 007 | wolfline.co.uk

PATIO DOORS – WOLF LINE

Choosing the Ideal Patio Door - Factors to Consider

What is the best type of door for your patio? This can depend on several factors, such as how much space do you have available, what kind of aesthetic are you hoping for and how you would like your doors to open.

Our Patio Door systems are meticulously crafted from sustainably sourced Softwood, ensuring a natural appeal. To enhance durability and weather resistance, consider the premium option of aluminum cladding externally, offering low-maintenance benefits while safeguarding against the elements.

Invite the Outdoors In - Enhance Your Home with Patio Doors

Depending on your preference, at Wolf Line, we offer five patio door options; A single door, French doors, Sliding Patio Doors, Bi-Fold Doors or Tilt and Turn Doors. Each of these doors offer the same excellent levels of security and thermal efficiency.



BALCONY



Our aluclad balcony doors offer customisable option to fit your preferences. Whether its single, double, or French doors, you can choose the opening direction for seamless integration with your home or patio.

Equipped with multi-point locks and toughened safety glass, they ensure safety and durability. Engineered to meet stringent security standards, they feature contemporary lever handles for easy operation. With exceptional insulation and double-glazing achieving a low U-value of 0.8 W/m²K, they contribute to energy efficiency.

Crafted from Softwood, they come in contemporary white or can be customised with Oak or Accoya and various RAL finishes to match your décor.



- Part of a technically advanced suite of windows & doors.
- Timber and AluClad variants.
- Available in full range of RAL colours.



KEY FEATURES



U-Value of 0.8 W/m²K with 24mm double glazing (48mm available).



Windows crafted from FSC Certified Softwood.



Coated with Teknos wood preservative.



Laminated and finger-jointed.



Minimum door sash width 588mm
Maximum sash width 1088mm.



TILT & TURN



Our aluclad tilt and turn doors offer practical dual functionality, ideal for new builds or renovations, providing ventilation, airflow, and security.

Crafted with precision and installed by Wolf Line, they boast timeless elegance, exceptional insulation, and durability. With double glazing achieving a low U-value of 0.8 W/m²K as standard, they reduce energy consumption and costs. For Passive House standards, bespoke options with triple glazing offer an impressive U-value of just 0.73 W/m²K.

Operating similarly to tilt and turn windows, these doors tilt inwards for ventilation while maintaining security. They're perfect for rooms requiring a fire escape route but prioritise ventilation and daylight.







Available in Softwood with a white finish or with aluminium cladding for added durability and modern aesthetics, they offer customisation options to suit your preferences and décor.



- Part of a technically advanced suite of windows & doors.
- Timber and AluClad variants.
- Available in full range of RAL colours.



KEY FEATURES

-  Superior escape facility.
-  Great for airflow and ventilation.
-  Secure, multi-point locking.
-  U-Value of 0.8 W/m²K with 24mm double glazing (48mm available).
-  Crafted from FSC Certified Softwood.
-  Coated with Teknos wood preservative.



SLIDING PATIO



The Norwood Sliding Patio Door system is available with two, three or four-fixed panes and one or two sliding sashes. The door is available in widths up to 6000mm wide and side or top lights can be added to support design requirements.

The sliding sashes are always fitted externally and can be locked using a handle which is accessible from both the inside and outside of the door, or on request from the inside only.

The Patio Door system comes with a range of threshold options to help project architects meet specific site requirements.



- Part of a technically advanced suite of windows & doors.
- Timber and AluClad variants.
- Available in full range of RAL colours.



KEY FEATURES



U-Value of 0.8 W/m²K with 24mm double glazing (48mm available).



Windows crafted from FSC Certified Softwood.



Coated with Teknos wood preservative.



Laminated and finger-jointed.



Minimum door sash width 1588mm
Maximum door width 4488 mm.



High quality white painted finish – RAL 9010.



BI-FOLDING



Our aluclad bi-fold doors offer great flexibility, allowing for plenty of natural light and effortless opening.

Crafted with exceptional weather resistance, they can be customised to fit your specific dimensions and stacked to the left, right, or both sides when fully open. Installed by Wolf Line, they embody timeless elegance while delivering exceptional insulation and durability.

Featuring double glazing as standard, they achieve a low U-value of 0.8 W/m²K, reducing energy consumption. For those aiming for Passive House standards, bespoke options with triple glazing offer an impressive U-value of just 0.8 W/m²K. Choose from contemporary white, Oak, or Accoya finishes, with the option for aluminium cladding for enhanced durability and a modern look, customised to complement your decor.



- Part of a technically advanced suite of windows & doors.
- Timber and AluClad variants.
- Available in full range of RAL colours.



KEY FEATURES



High quality white painted finish – RAL 9010.



U-Value of 0.8 W/m²K with 24mm double glazing (48mm available).



Crafted from FSC Certified Softwood.



Coated with Teknos wood preservative.



Laminated and finger-jointed.





Offices and Showrooms

Tel: 01506 857007
54 West Main Street,
Uphall, EH52 5DW

Tel: 0131 343 6007
Dogrose Hangar, 5 Snape Road,
Macclesfield, SK10 2NZ



Distribution throughout
the whole of the UK

